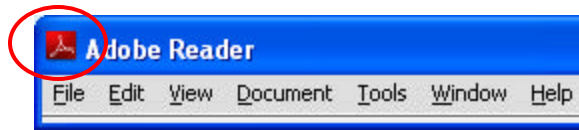


Before you proceed to the application form, please verify that this page has been opened in a BROWSER program window, such as Internet Explorer. Forms opened in Adobe Reader windows will NOT submit properly.

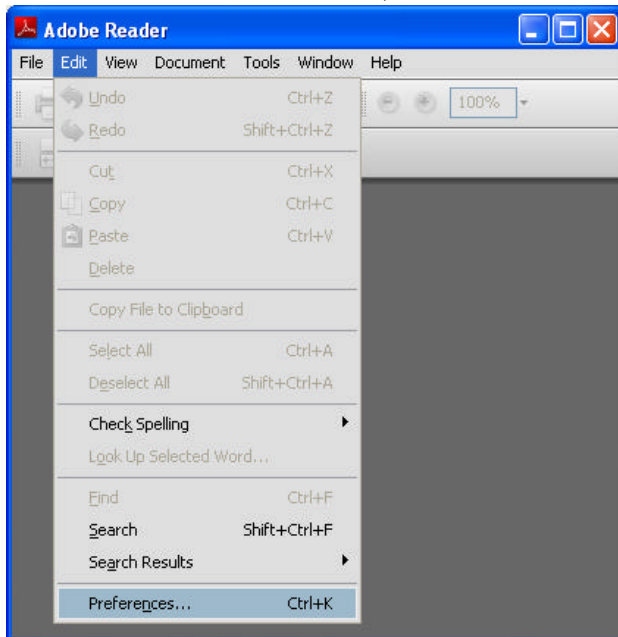
Look in the upper left corner of the window where this page is opened. If you see a product icon similar to the one below...



you need to change a setting in Adobe Reader to enable the form to open inside a web browser program. The instructions for Adobe Reader V8 are below, and earlier versions of Adobe Reader are similar. If the form IS open inside a browser window..... [CLICK HERE](#) to proceed to the application form.

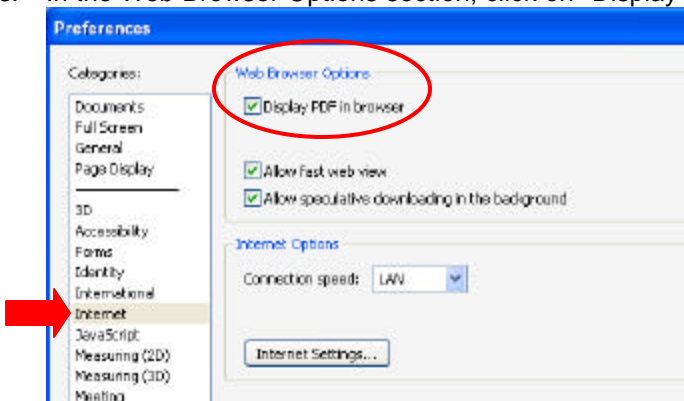
To change Adobe Reader V8 to enable a pdf to open inside a browser:

1. From an Adobe Reader window, click on "Edit" and then click "Preferences"



2. Below "Categories:", click on "Internet"

3. In the Web Browser Options section, click on "Display PDF in browser" to check the box, then click OK.



Once this has updated your pc settings, try again to open the form. Make certain you close your browser and then open a "fresh" instance of your browser.